





Succulent Water Tracking Card

PLANT NAME: _____





 WATER	 FERTILIZE
--	--

JANUARY





NOTES

FEBRUARY





NOTES

MARCH





NOTES

APRIL





NOTES

MAY





NOTES

JUNE





NOTES

JULY





NOTES

AUGUST





NOTES

SEPTEMBER





NOTES

OCTOBER





NOTES

NOVEMBER

NOTES

DECEMBER

NOTES

How to use:

Water on an as-needed basis, and each time you do it, use a sticker, stamp, or marker to record it on the tracking card template we've created below. Don't forget to mark the card when you fertilize as well.

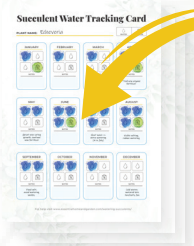
Succulent Water Tracking Card

PLANT NAME: *Echeveria*

WATER		FERTILIZE	
JANUARY			
NOTES			
FEBRUARY			
NOTES			
MARCH			
NOTES			
New growth suggests early end of dormancy			
APRIL			
NOTES			
Tried new organic fertilizer			
MAY			
NOTES			
Great new spring growth, continue new fertilizer			
JUNE			
NOTES			
JULY			
NOTES			
Heat wave => extra watering (4 in July)			
AUGUST			
NOTES			
Visible wilting, reduce watering			
SEPTEMBER			
NOTES			
Fixed wilt, avoid watering weekly			
OCTOBER			
NOTES			
NOVEMBER			
NOTES			
DECEMBER			
NOTES			
Cold winter, watered late Nov/early Jan			

Make notes, as needed, to remind yourself of when the plant's dormancy period began and ended and changes you want to make to the plant's care routine next year, for example.

For help visit www.essentialhomeandgarden.com/watering-succulents/



Keep a separate tracking card for each succulent. From year to year, you'll gather enough information that will help you refine your succulent-care routine.

For help visit essentialhouseplants.com/watering-succulents/